



www.bmwautohex.co.uk

How to register and activate Hexprog

Visit : <https://www.hexprog.com/default>

Select register and enter your details.

HEXPROG Update News Products Shopping Members Contact

Register HexProg

We will verify your information by sending a verification email to your your email address. Please make sure your email address is valid and can accept incoming emails.
If you need any help to complete your order, please feel free to [contact us](#)

First Name *	<input type="text"/>	Password *	<input type="password"/>
Last Name *	<input type="text"/>	Confirm password *	<input type="password"/>
Company Name	<input type="text"/>	Country *	<input type="text" value="Afghanistan"/>
Email Address *	<input type="text"/>	<input type="button" value="Register"/>	




© 2019 Microtronik All Rights Reserved. [privacy policy](#) [terms of use](#)

Once you have entered your details , press register and then check your email to activate your account.

Now visit : <https://www.microtronik.com/support/downloads>

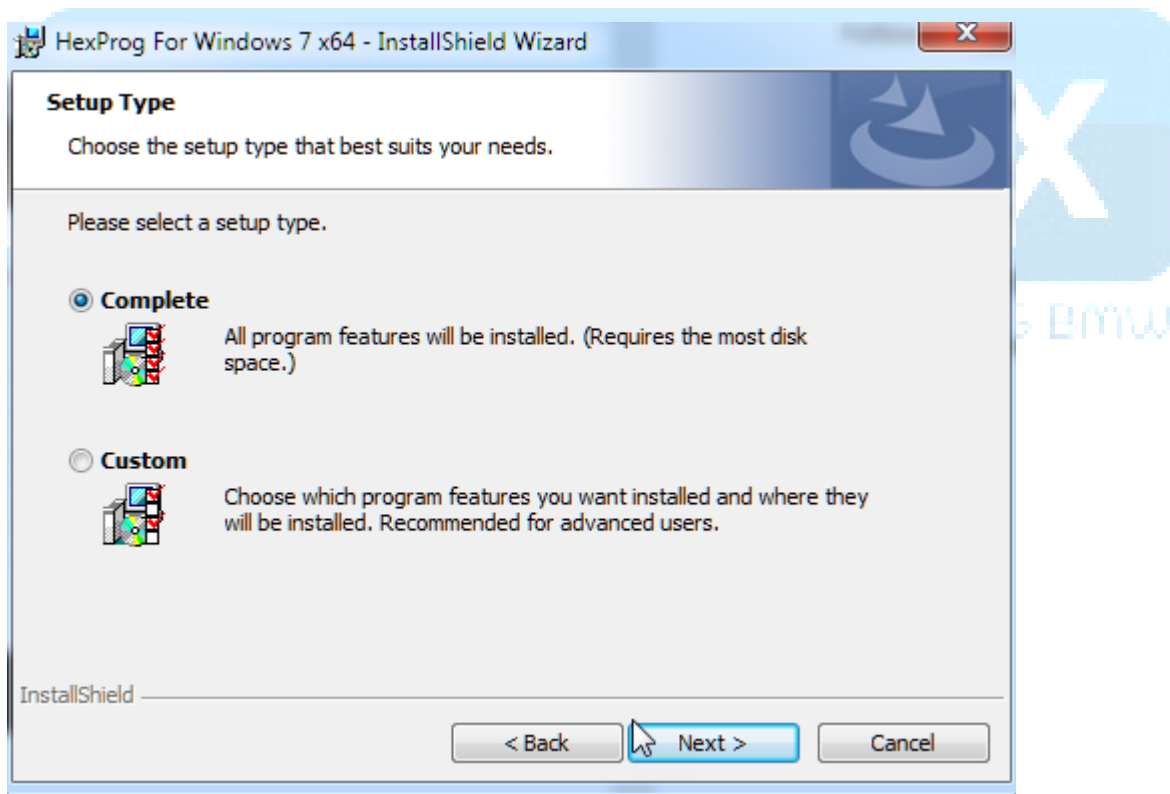
And download the correct version for your computer operating system :

www.bmwautohex.co.uk

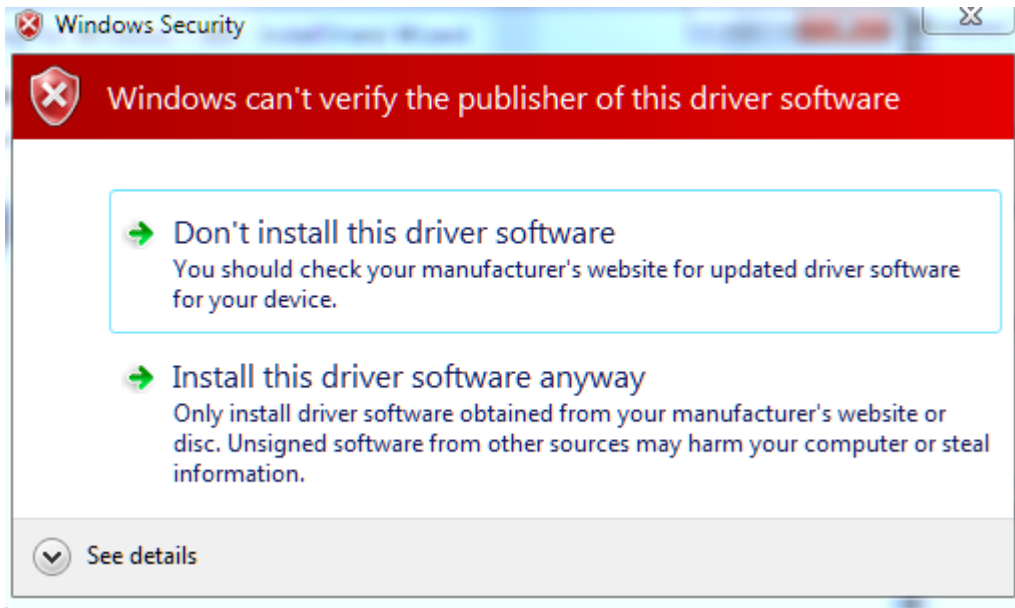
	HexProg Program For Windows 7 32bits Download HexProg software for Windows Vista / Windows 7 (32 bits). This program does not have data, you have to update the program after you finish installation.	Release Date: 9/18/2019
	HexProg Program For Windows 7 64bits Download HexProg software for Windows Vista / Windows 7 (64 bits). This program does not have data, you have to update the program after you finish installation.	Release Date: 9/18/2019
	HexProg Program For Windows 8 and 10 Download HexProg software for Windows Windows 8 and Windows 10. This program does not have data, you have to update the program after you finish installation.	Release Date: 9/18/2019

Run and install the software.

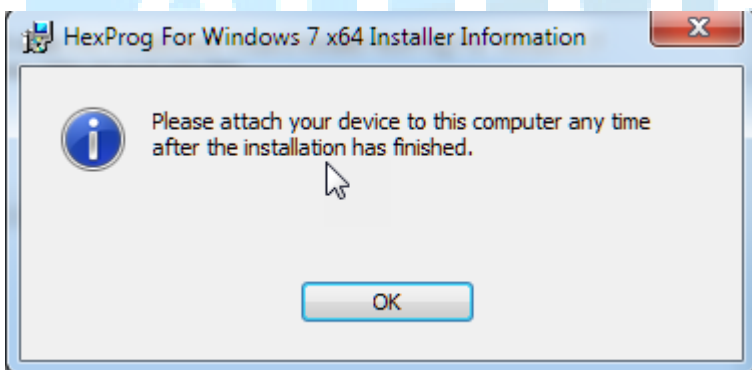
Follow the on screen instructions. Press next .



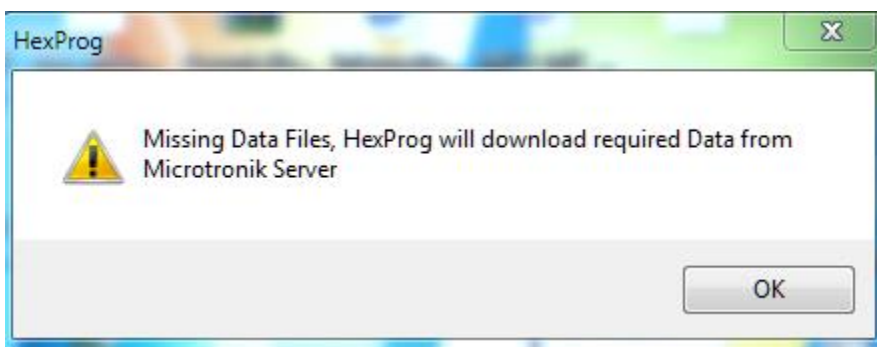
If you get a driver error , select “**Install this driver software anyway**”



Now plug in your device , your computer should pick up the correct drivers.

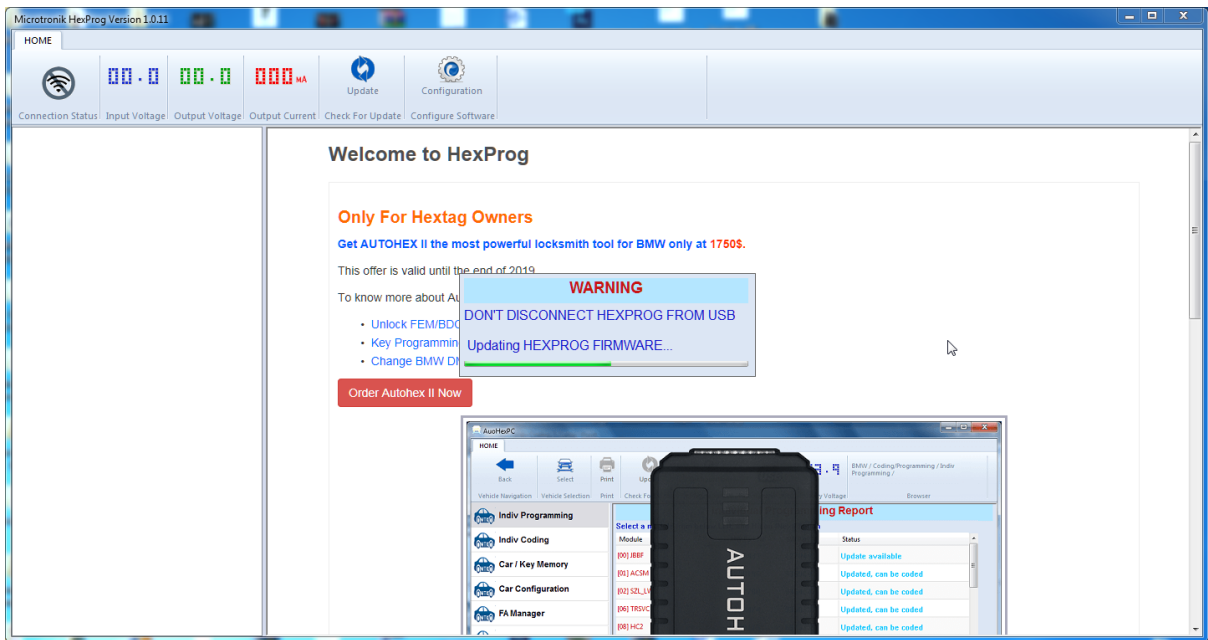


Once installed , run the software from the desktop,



It will now download any missing files.

www.bmwautohex.co.uk

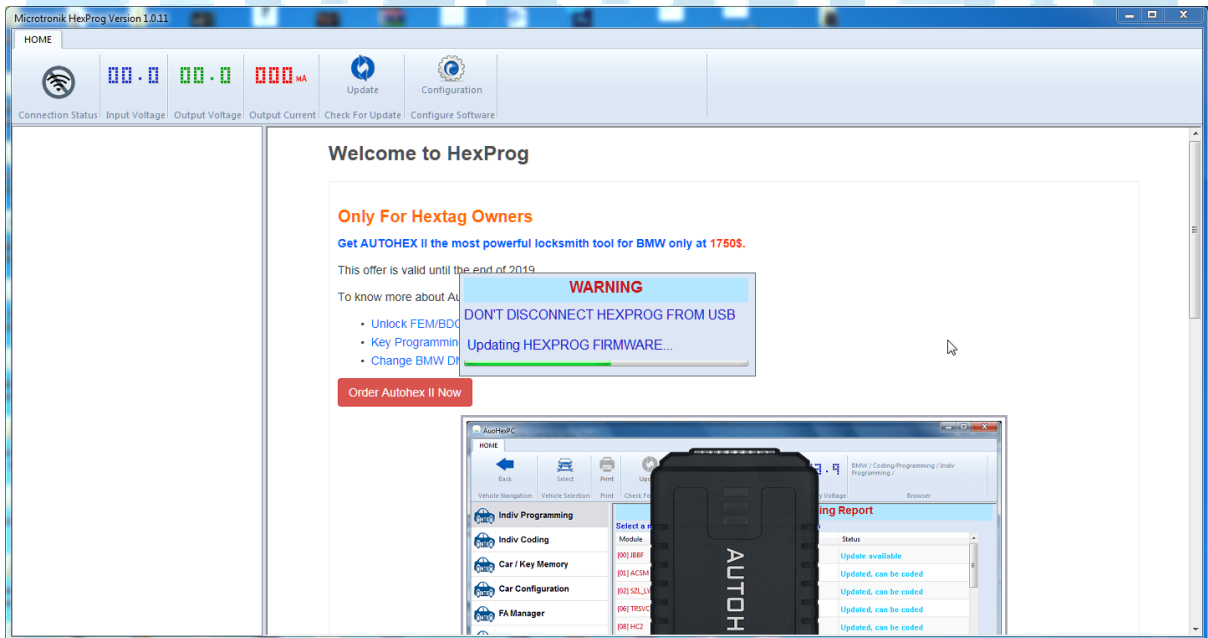


Do not remove your USB whilst the software is updating.

Please wait as the software is stepping to a newer version.

on program start up it will ask you for you user/pass that you used to register.

You are now ready to use the software.



Enter these details , now wait and let the software download updates.

Once completed you are ready to use it.

www.bmwautohex.co.uk